

## NOVI PROTOKOL ULASKA U GRČKU OD 1. JULA 2020. GODINE

Počevši od 1. jula 2020. godine, svi putnici koji ulaze u Republiku Grčku, dužni su da ispune Passenger Locator Form - PLF (link za popunjavanje PLF obrasca: <https://travel.gov.gr/>) najmanje 48 sati pre ulaska u zemlju, pružajući detaljne informacije o mestu polaska , trajanju prethodnog boravka u drugim zemljama i adresi boravka tokom boravka u Grčkoj.

Nakon popunjavanja PLF obrasca putnici će na email dobiti QR kod koji će (odštampan ili na svom mobilnom telefonu) morati da prikažu prilikom ulaska u zemlju. Na osnovu očitano QR koda zdravstveni tim će odlučiti da li će se obaviti testiranje ili će putnici bez dodatnog zadržavanja nastaviti put.

Putnici kojima se obavi testiranje na novi koronavirus SARS-CoV-2 u obavezi su da ostanu u samoizolaciji na adresi svog krajnjeg odredišta u Grčkoj. Njihovi podaci se unose u informativni sistem EODI koji je povezan sa registrom COVID radi lakšeg pronalaženja kontakata u slučaju da je test pozitivan . Po završetku skrininga putnici ulaze u Grčku , primajući uputstva o samoizolaciji dok se ne objave rezultati njihovog skrininga.

U slučaju da neko bude testiran samoizolacija podrazumeva da se osoba do dobijanja rezultata ne kreće po klubovima i slično rizično ponašanje, a svakako se ne misli da će gost na plaćenom odmoru čekati rezultate. Rezultati za retko testirane goste su stizali tokom večeri ili sutradan.

Svi putnici moraju poštovati sve neophodne mere preventivne higijene (upotreba maski i fizičko / socijalno distanciranje).


### Dodatne Informacije:

#### **Protokol za putnike koji dolaze kopnom**

- Dolazak putnika na kontrolni punkt. Sva lica koja ulaze u zemlju moraju po dolasku predati popunjeni PLF obrazac.
- Obavljaju se pasoška i carinska kontrola, a kontrolori proveravaju QR kod svakog putnika.
- Kontrolori usmeravaju putnike, u zavisnosti od njihovog QR koda, mesto za pregled (skrining) ili na ulaz u zemlju, naravno, uz poštovanje svih mera prevencije. Ako se pojave simptomi respiratorne infekcije, putnici moraju odmah da se obrate Operativnom centru nacionalne zdravstvene organizacije (EODI). Ako osobe koje dolaze stižu u Grčku planiraju da se zaustavljaju na više mesta u zemlji, moraju to prijaviti, uz svoje prvobitno odredište i plan puta za narednih 7 dana.

Link za popunjavanje PLF obrasca: <https://travel.gov.gr/>

# UPUTSTVO ZA POPUNJAVANJE PLF OBRASCA



**Welcome to Greece!**

Beginning July 1, 2020, the Greek government has determined how the country will welcome travellers, carry out the necessary diagnostic screening and keep everyone safe throughout the season.

The Passenger Locator Form (PLF) is a key element in the planning. All travellers are obliged to complete their PLF at least 48 hours before entering the country, providing detailed information on their point of departure, the duration of previous stays in other countries, and the address of your stay while in Greece.

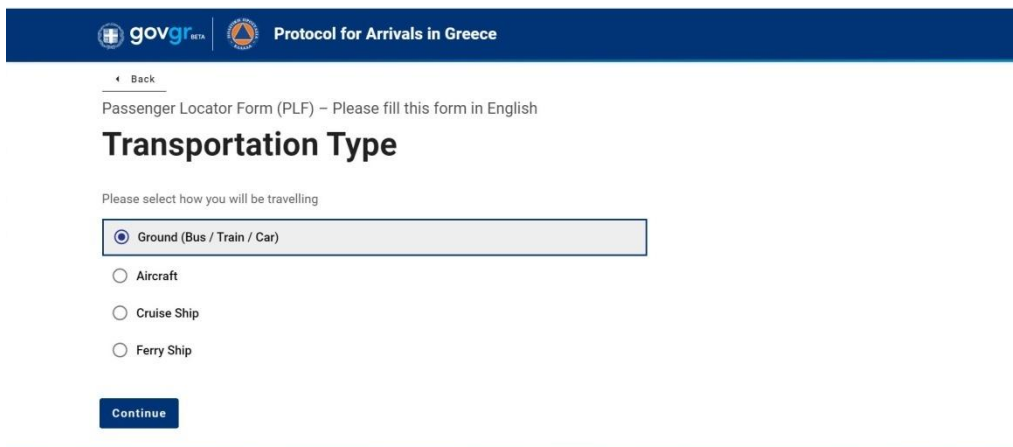
[Start Here >](#)

**Protocol for passengers arriving by air**

- Arrival of passengers at the arrival gate.

## 1. TRANSPORTATION TYPE

Izaberite kojim prevoznim sredstvom dolazite u Grčku /drumski, avio ili vodni saobraćaj  
- Ground (Bus/Train/Car)



[Back](#)

Passenger Locator Form (PLF) – Please fill this form in English

### Transportation Type

Please select how you will be travelling

Ground (Bus / Train / Car)

Aircraft

Cruise Ship

Ferry Ship

[Continue](#)

## 2. GROUND TRANSPORTATION TYPE

Samo ova stavka se razlikuje kod prevoza drumskim saobraćajem, u zavisnosti da li izaberete BUS ili AUTO, sve ostale stavke dalje su identične.

### 2A. BUS - prevoz autobusom

kad izaberete prevozno sredstvo BY BUS otvore Vam se nove opcije:

polje 1 - upišite broj registarskih tablica (nije obavezno polje, opciono)

polje 2 - Carrier - upišite naziv prevoznika, Rasto tours

polje 3 - Seat number - broj sedišta (opciono)

polje 4 - datum ulaska u Grčku - otvoriće Vam se kalendar da izaberete datum i kliknite OK

polje 5 - granični prelaz – izaberite u spisku preko kog graničnog prelaza ulazite u Grčku

## Ground Transportation Type

Please select which ground transport will you be using

Bus

Train

Car

Please fill in the information with regards to your transportation

Plate Number (Optional)

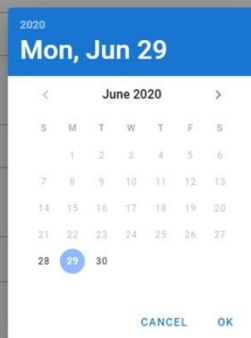
Carrier

Seat Number (Optional)

Date of travel / entrance in the country

Point of entry in the country

[Continue](#)



## 2B. BY CAR - sopstveni prevoz automobilom

kad izaberete prevozno sredstvo BY CAR otvore Vam se nove opcije:

polje 1 - upišite broj Vaših registarskih tablica

polje 2 - datum ulaska u Grčku - otvoriće Vam se kalendar da izaberete datum i kliknite OK

polje 3 - granični prelaz – izaberite u spisku preko kog graničnog prelaza ulazite u Grčku



[Back](#)

Passenger Locator Form (PLF) – Please fill this form in English

## Ground Transportation Type

Please select which ground transport will you be using

Bus

Train

Car

Please fill in the information with regards to your transportation

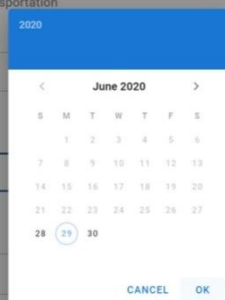
Plate Number

Please fill in the information with regards to your transportation

Plate Number

Date of travel / entrance in the country

Point of entry in the country



### 3. PERSONAL INFORMATION - lične informacije

Prezime (obavezno) / Ime (obavezno) / Srednji inicijal (opciono) / Pol (obavezno)

Godište (unesite broj godina) / Tip dokumenta (izaberite Passport i upisite broj pasoša)

Passenger Locator Form (PLF) – Please fill this form in English

#### Personal information

Personal information

Last (family) name

Prezime

First (given) name

Ime

Middle Initial (Optional)

Your sex

Male

Female

Other

Age

Enter a positive number, e.g. 23, 89.

22

ID Document Type

National ID

Passport

Passport Number

123456789

U sledećem delu od Vas se traže brojevi telefona gde Vas mogu pronaći, ako je potrebno:

- broj mobilnog telefona (obavezno) : +381 65 2622104

+381 (pozivni za Srbiju) \_\_ (pozivni broj operatera, bez 0 na početku) \_ \_ \_ \_ \_ (broj telefona)

- poslovni broj telefona, kućni broj telefona i drugi broj telefona (opciono)

- Email adresa

Mobile phone

Enter a plus sign (+) followed by your country code and your phone number, e.g. +306989123456.

|

Business phone number (Optional)

Enter a plus sign (+) followed by your country code and your phone number, e.g. +306989123456.

Home phone number (Optional)

Enter a plus sign (+) followed by your country code and your phone number, e.g. +306989123456.

Other phone number (Optional)

Enter a plus sign (+) followed by your country code and your phone number, e.g. +306989123456.

Email address

Enter your username/mailbox name followed by the @ symbol and the domain name, e.g. jsmith@example.com.

astratravel@astratravel.rs

Continue

#### 4. PERMANENT ADDRESS - stalna adresa

Država / regija / grad / poštanski broj / ulica / broj zgrade / broj stana (opciono)

država koju ste prethodno posetili (opciono) -

Ukoliko ste u prethodnih 14 dana boravili u nekoj drugoj zemlji (ne samo tranzitno), upišite/izaberite iz spiska

### Permanent Address

Please fill in the address of your permanent residence

Country

State / Province

City

ZIP / Postal code

Street

Street Number

Apartment number (Optional)

Previously Visited Country (Optional)

If in the previous 14 days you have stayed in a country (not transit) other than your permanent address, declare below the name of country

#### 5. TEMPORARY ADDRESS - privremena adresa - adresa gde ćete boraviti naredne 2 nedelje

Informacije za popunjavanje:

- država – Greece

- regija - Kentriki Makedonia - Central Macedonia gde spada Halkidiki

- grad i poštanski broj – poštanski brojevi mesta na Sitoniji:

Sarti 63072, Kalamitsi 63072, Vurvuru 63078, Toroni 63072, Neos Marmaras 63081, Nikiti 63088,

Metamorfozis 63088, Psakoudia 63071, Nea Plagia 63200

- ime hotela-apartmana - upišite ime kuće u kojoj ćete boraviti

- adresa apartmana - upišite opet ime kuće

- broj apartmana

## Temporary Address

Please enter the temporary address you will be residing for up to the next 14 days.

Country

Greece

State / Province

Kentriki Makedonia

City

Sarti

ZIP / Postal code

63072

63072

Hotel name (if any) (Optional)

Alexandros house

Street

Alexandros house

Apartment number (Optional)

2

Please check if there is a second temporary address.

Continue

## 6. EMERGENCY CONTACT INFORMATION

Kontakt osobe koja vas može kontaktirati, pronaći u narednih mesec dana

Prezime / Ime / Država / Grad / Broj mob. telefona / Drugi broj telefona (opciono) / Email adresa

### Emergency Contact Information

Someone who can reach you during the next 30 days

Last (family) name

Prezime

First (given) name

Ime

Country

Serbia

City

Belgrade

Mobile phone

Enter a plus sign (+) followed by your country code and your phone number, e.g. +306989123456.

+381112622104

Other phone number (Optional)

Enter a plus sign (+) followed by your country code and your phone number, e.g. +306989123456.

Email address

Enter your username/mailbox name followed by the @ symbol and the domain name, e.g. jsmith@example.com.

astratravel@astratravel.rs

Continue

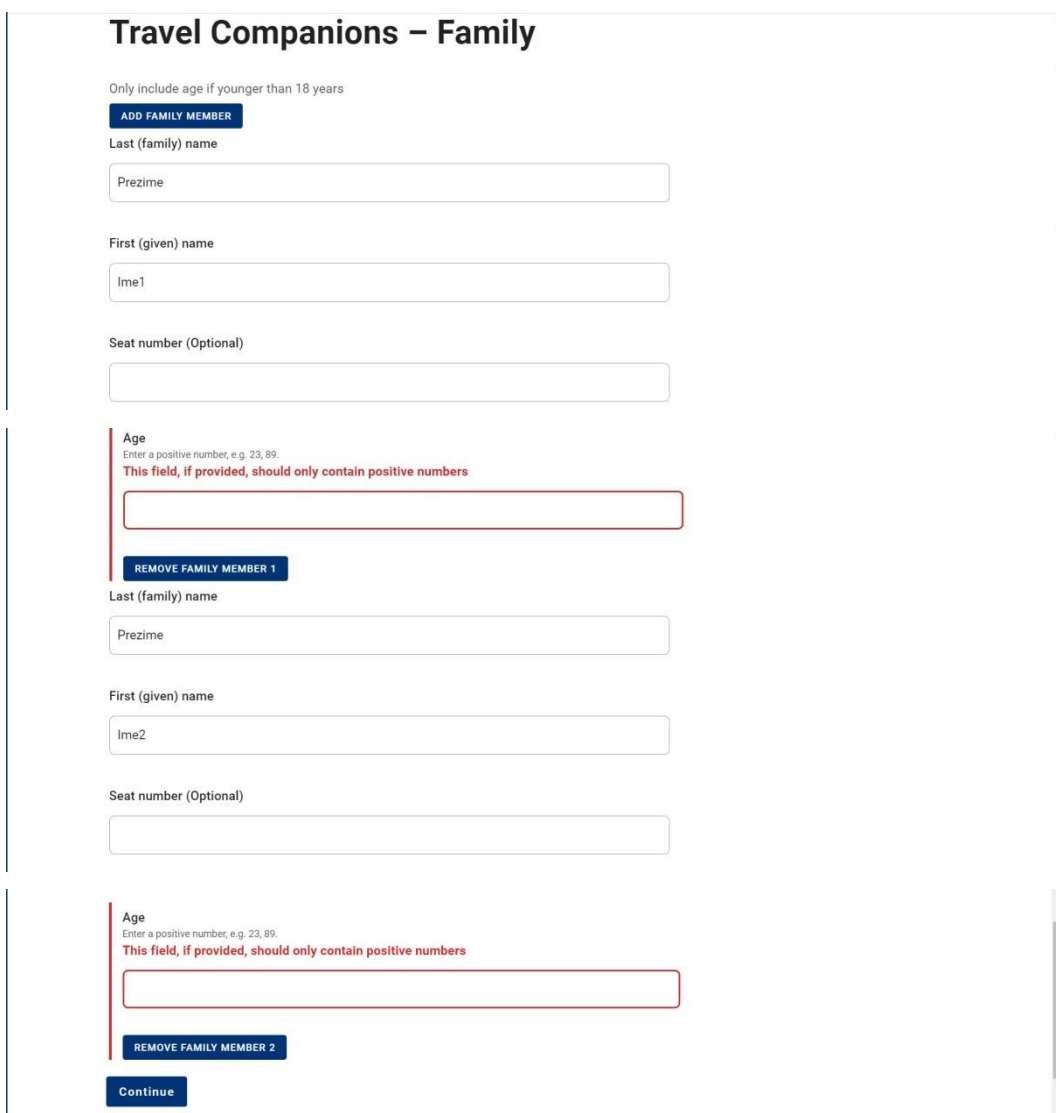
## 7. TRAVEL COMPANIONS – FAMILY saputnici iz porodice



The screenshot shows the top part of the 'Travel Companions – Family' form. At the top left, there is a 'govgr' logo and the text 'Protocol for Arrivals in Greece'. Below this, there is a 'Back' link and the instruction 'Passenger Locator Form (PLF) – Please fill this form in English'. The main title 'Travel Companions – Family' is prominently displayed. Below the title, a note states 'Only include age if younger than 18 years'. There are two buttons: 'ADD FAMILY MEMBER' and 'Continue'.

da biste dodali imena svojih saputnika iz porodice kliknite na ADD FAMILY MEMBER (godine upišite samo ako je u pitanju osoba mlađja od 18 godina) otvoriće se dodatne opcije: Prezime / Ime / Broj sedišta (opciono) / Godine (opciono)

- ukoliko želite da dodate još članova porodice, vratite se na vrh strane i kliknite opet na dugme ADD FAMILY MEMBER i dodaće se opcije za sledećeg člana porodice



The screenshot shows the main body of the 'Travel Companions – Family' form. It features two identical sections for adding family members. Each section starts with the instruction 'Only include age if younger than 18 years' and a blue 'ADD FAMILY MEMBER' button. The first section is for 'Family Member 1' and the second for 'Family Member 2'. Each section contains three input fields: 'Last (family) name' (with a placeholder 'Prezime'), 'First (given) name' (with a placeholder 'Ime1' or 'Ime2'), and 'Seat number (Optional)'. Below each set of fields is a red-bordered input field for 'Age', with a red error message: 'Enter a positive number, e.g. 23, 89. This field, if provided, should only contain positive numbers'. Below the age field is a blue 'REMOVE FAMILY MEMBER 1' or 'REMOVE FAMILY MEMBER 2' button. At the bottom of the form is a blue 'Continue' button.

## 8. TRAVEL COMPANIONS – NON-FAMILY / NON-SAME HOUSEHOLD

Putnici koji nisu iz istog domaćinstva

Kliknite na dugme ADD NON-FAMILY MEMBER

[← Back](#)

Passenger Locator Form (PLF) – Please fill this form in English

## Travel Companions – Non-Family / Non-Same Household

Also include name of group (if any)

[ADD NON-FAMILY TRAVEL COMPANION](#)[Submit](#)

## Travel Companions – Non-Family / Non-Same Household

Also include name of group (if any)

[ADD NON-FAMILY TRAVEL COMPANION](#)

Last (family) name

First (given) name

Group (tour, team, business, other) (Optional)

Prezime / Ime / Grupa (opciono)

Ako želite još osoba da dodate, vratite se na vrh strane i kliknite ADD NON-FAMILY MEMBER

Kad dodate sve putnike kliknite na SUBMIT i time završavate prijavu.

## Thank you for your answers.

- [Fill in the form for another person.](#)
- [Go back to the home page.](#)

Ubrzo će Vam stići email QR kodom na adresu koju ste uneli u prijavi.